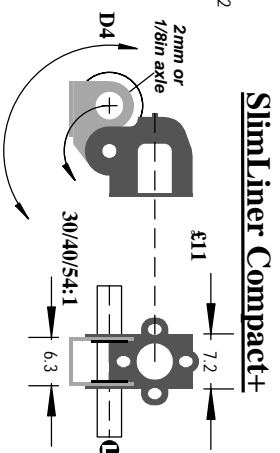
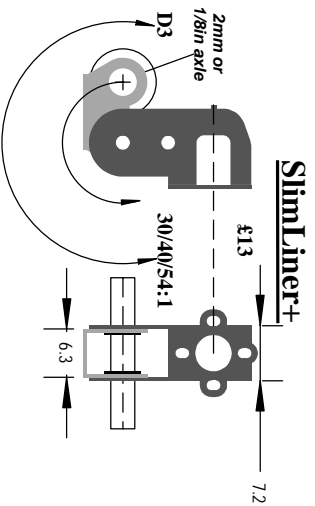


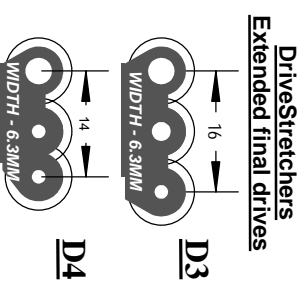
SCALE 1:1



SCALE 1:1



SlimLiners are also available with 16 tooth final drive gear. (O.D. 7mm, bore 1.5mm) for locos with small wheel Diametre.



CHECK THIS SCALE - IT SHOULD BE 150MM LONG